



Survey: Hudson PD - Community Survey

## Report: Default Report



Survey Status	Respondent Statistics	Points Summary:	
Status: <b>Live</b>	Total Responses: 71	No Points Questions used in this survey.	<a href="#">Convert to PDF</a> <a href="#">Email PDF</a> <a href="#">Export to Excel</a>
Deploy Date: 09/30/2008	Completes: 68		
Closed Date:	Partials: 3		

 View Questions: 1 to 5 



1. Have you had any contact with the Hudson Police Department in the past two years? (If NO, Skip to Section 2.)

	Responses	Percent
Yes: 	43	64.18%
No: 	24	35.82%
Total Responded to this question:	67	94.37%
Total who skipped this question:	4	5.63%
Total:	71	100%



2. Was the person who took your call for services courteous and helpful?

	Responses	Percent
Yes: 	39	95.12%
No: 	2	4.88%
Total Responded to this question:	41	57.75%
Total who skipped this question:	30	42.25%
Total:	71	100%





3. Did the officer adequately address your concerns?

	Responses	Percent
Yes: 	41	97.62%
No: 	1	2.38%
Total Responded to this question:	42	59.15%
Total who skipped this question:	29	40.85%
Total:	71	100%



4. Were you treated professionally, with dignity and respect?

	Responses	Percent
Yes: 	41	100%
No: 	0	0%
Total Responded to this question:	41	57.75%
Total who skipped this question:	30	42.25%
Total:	71	100%



5. How quickly did the Hudson Police respond?

	Responses	Percent
They responded faster than I expected.: 	15	35.71%
The time it took was about right.: 	26	61.9%
They responded too slowly.: 	1	2.38%
They never came.: 	1	2.38%
Total Responded to this question:	42	59.15%
Total who skipped this question:	29	40.85%
Total:	71	100%



6. If an officer responded, did the officer keep you informed of the action he/she took to solve your problem (if necessary)?

	Responses	Percent
Yes: 	39	97.5%
No: 	1	2.5%
Total Responded to this question:	40	56.34%
Total who skipped this question:	31	43.66%
Total:	71	100%



7. Did the officer display a professional attitude?

	Responses	Percent
Yes: 	41	100%
No: 	0	0%
Total Responded to this question:	41	57.75%
Total who skipped this question:	30	42.25%
Total:	71	100%

8. Did the officer appear knowledgeable concerning your problem?

	Responses	Percent
Yes: 	39	97.5%
No: 	1	2.5%
Total Responded to this question:	40	56.34%
Total who skipped this question:	31	43.66%
Total:	71	100%




9. Did the officer leave his/her business card?

	Responses	Percent
Yes: 	27	72.97%
No: 	10	27.03%
Total Responded to this question:	37	52.11%
Total who skipped this question:	34	47.89%
Total:	71	100%




10. How concerned are you about the following situations in Hudson?

	Not Concerned	Concerned	Very Concerned	Total
Having your home burglarized:	18(25.71%)	35(50%)	17(24.29%)	70
Reckless and/or speeding traffic:	19(27.14%)	32(45.71%)	19(27.14%)	70
Children being safe in their neighborhood:	8(11.43%)	34(48.57%)	28(40%)	70
Illegal drugs:	11(15.71%)	32(45.71%)	27(38.57%)	70
Noise:	33(47.83%)	28(40.58%)	8(11.59%)	69
Vandalism:	17(24.29%)	35(50%)	18(25.71%)	70
Internet crimes against children:	14(20%)	24(34.29%)	32(45.71%)	70
Dogs barking and running at large:	40(57.14%)	26(37.14%)	4(5.71%)	70
Drunk drivers:	8(11.59%)	28(40.58%)	33(47.83%)	69
Underage drinking parties:	14(20%)	29(41.43%)	27(38.57%)	70
	Total Responded to this question:		70	98.59%
	Total who skipped this question:		1	1.41%
	Total:		71	100%

11. What is your perception of crime in Hudson?

	Responses	Percent
Less than area communities.: 	36	51.43%
About the same as area communities.: 	33	47.14%
More than area communities.: 	1	1.43%
Total Responded to this question:	70	98.59%
Total who skipped this question:	1	1.41%
Total:	71	100%



12. Do you think crime in Hudson has increased, decreased, or remained the same over the last 12 months?

	Responses	Percent
Increased: 	20	28.57%
Decreased: 	4	5.71%
Stayed the same: 	46	65.71%
Total Responded to this question:	70	98.59%
Total who skipped this question:	1	1.41%
Total:	71	100%

13. How often do you see Hudson Police in your neighborhood?

	Responses	Percent
Generally not seen:	30	42.86%
1-3 times per week:	28	40%
4-10 times per week:	9	12.86%
More than 10 times per year:	3	4.29%
Total Responded to this question:	70	98.59%
Total who skipped this question:	1	1.41%
Total:	71	100%

14. Have you limited, changed, or curtailed your activities in Hudson due to your concerns of crime?

	Responses	Percent
Yes: 	3	4.29%
No: 	67	95.71%
Total Responded to this question:	70	98.59%
Total who skipped this question:	1	1.41%
Total:	71	100%

15. Would you hesitate to call the Hudson Police Department for assistance?

	Responses	Percent
Yes: <input type="text"/>	0	0%
No: <input checked="" type="checkbox"/>	70	100%
Total Responded to this question:	70	98.59%
Total who skipped this question:	1	1.41%
Total:	71	100%

16. If you answered YES to Question 15, why?

	Responses	Percent
Responses: <input type="text"/>	1	100%
Total Responded to this question:	1	1.41%
Total who skipped this question:	70	98.59%
Total:	71	100%


17. Overall, how well do you feel the Hudson Police Department does in providing services to the community?

	Responses	Percent
Excellent:	40	57.14%
Good:	27	38.57%
Fair:	3	4.29%
Poor:	0	0%
Very poor:	0	0%
Total Responded to this question:	70	98.59%
Total who skipped this question:	1	1.41%
Total:	71	100%

18. In addition to law enforcement services, of the following, where should the Hudson Police Department continue to focus their resources?

	1 (definitely should NOT)	2	3 (neutral)	4	5 (definitely should)	Total
Internet crimes:	2(2.9%)	1(1.45%)	16(23.19%)	19(27.54%)	31(44.93%)	69
Identifying and keeping track of Sexual Offenders:	1(1.43%)	2(2.86%)	4(5.71%)	16(22.86%)	47(67.14%)	70
Identifying illegal drug dealers:	1(1.43%)	0(0%)	5(7.14%)	14(20%)	50(71.43%)	70
Motor vehicle enforcement:	2(2.86%)	2(2.86%)	15(21.43%)	32(45.71%)	19(27.14%)	70
School Resource Officers in school:	0(0%)	1(1.43%)	23(32.86%)	29(41.43%)	17(24.29%)	70
Citizen Police Academies:	1(1.43%)	5(7.14%)	33(47.14%)	19(27.14%)	12(17.14%)	70
Drug/alcohol awareness programs for parents:	1(1.43%)	3(4.29%)	31(44.29%)	24(34.29%)	11(15.71%)	70
AARP classes:	1(1.43%)	9(12.86%)	37(52.86%)	16(22.86%)	7(10%)	70
Vehicle lock-outs:	4(5.71%)	8(11.43%)	44(62.86%)	8(11.43%)	6(8.57%)	70
Provide house check services:	4(5.71%)	3(4.29%)	29(41.43%)	27(38.57%)	7(10%)	70
Neighborhood patrols:	1(1.43%)	1(1.43%)	4(5.71%)	41(58.57%)	23(32.86%)	70
Responding to medical emergencies:	4(5.71%)	2(2.86%)	1(1.43%)	16(22.86%)	47(67.14%)	70
Total Responded to this question:					70	98.59%
Total who skipped this question:					1	1.41%
Total:					71	100%



19. What is your street name?

	Responses	Percent
Responses: 	69	100%
Total Responded to this question:	69	97.18%
Total who skipped this question:	2	2.82%
Total:	71	100%



20. For each question below, please check the box(es) which best reflect your neighborhood concerns.

	Likely	Somewhat likely	Not likely	No opinion	Total
Drugs are easy to obtain:	6(8.57%)	12(17.14%)	30(42.86%)	22(31.43%)	70
Minors are involved with alcohol:	11(15.71%)	10(14.29%)	31(44.29%)	18(25.71%)	70
Acts of vandalism:	9(13.24%)	24(35.29%)	32(47.06%)	3(4.41%)	68
Burglary/thefts:	10(14.29%)	34(48.57%)	24(34.29%)	2(2.86%)	70
Speeding motor vehicles:	29(41.43%)	16(22.86%)	23(32.86%)	2(2.86%)	70
Dogs barking/running at large:	3(4.29%)	11(15.71%)	50(71.43%)	6(8.57%)	70
Total Responded to this question:				70	98.59%
Total who skipped this question:				1	1.41%
Total:				71	100%


21. Would you like to know more about the Hudson Police Department's Neighborhood Crime Watch Program?

	Responses	Percent
Yes: 	36	52.17%
No: 	33	47.83%
Total Responded to this question:	69	97.18%
Total who skipped this question:	2	2.82%
Total:	71	100%


22. Would you be interested in attending a Hudson Police Academy?

	Responses	Percent
Yes: 	24	34.78%
No: 	45	65.22%
Total Responded to this question:	69	97.18%
Total who skipped this question:	2	2.82%
Total:	71	100%


23. Your suggestions are always appreciated. Please comment on anything you feel will help the Hudson Police Department serve you better, or if you wish to provide us information concerning suspicious/illegal activity which you have knoweldge of and want to remain CONFIDENTIAL.

	Responses	Percent
Responses: 	23	100%
Total Responded to this question:	23	32.39%
Total who skipped this question:	48	67.61%
Total:	71	100%

24. Name (optional):

	Responses	Percent
Responses: 	28	100%
Total Responded to this question:	28	39.44%
Total who skipped this question:	43	60.56%
Total:	71	100%

25. Telephone number (optional):

	Responses	Percent
Responses: 	26	100%
Total Responded to this question:	26	36.62%
Total who skipped this question:	45	63.38%
Total:	71	100%