


















## HUDSON POLICE DEPARTMENT COMMUNITY SURVEY RESULTS

1. How long have you lived in Hudson?			Response Percent	Response Count
0-5 years			19.2%	38
<b>6-10 years</b>			<b>19.7%</b>	<b>39</b>
11-15 years			12.6%	25
16-20 years			15.7%	31
21-25 years			11.6%	23
26-30 years			6.6%	13
30+ years			14.6%	29
			<i>answered question</i>	<b>198</b>
			<i>skipped question</i>	<b>1</b>

2. Under what circumstances have you had contact with the Hudson Police Department in the last three (3) years?			Response Percent	Response Count
Victim of Crime			21.8%	39
Witness to Crime			8.4%	15
Traffic Stop			22.3%	40
Neighborhood Watch			6.1%	11
Citizens Police Academy			9.5%	17
C.H.I.P.S.			6.7%	12
School Resource Officers			18.4%	33
Animal Control			18.4%	33
Traffic Collision			14.5%	26
Mountain Bike Patrol			6.7%	12

Vial of Life		2.2%	4
Vacant Home Check		4.5%	8
Explorers Post 320		2.2%	4
Directed Patrol Program		6.1%	11
AARP Driver Safety		2.8%	5
Internet Crimes/Children		3.9%	7
No Contact		20.1%	36
<b>Called for Police Business/Information</b>		<b>25.1%</b>	<b>45</b>
		Other (please specify)	31
			<b>answered question</b>
			<b>179</b>
			<b>skipped question</b>
			<b>20</b>

**3. Please rate the attributes of police officers and civilian employees with whom you have had contact by checking the appropriate boxes.**

	High	Average	Low	No Opinion	Response Count
a. Level of Competence	<b>76.0% (146)</b>	14.6% (28)	7.8% (15)	1.6% (3)	192
b. Helpfulness	<b>73.4% (141)</b>	16.1% (31)	9.4% (18)	1.0% (2)	192
c. Interest in Situation	<b>70.0% (133)</b>	17.4% (33)	11.6% (22)	1.1% (2)	190
d. Courtesy	<b>75.4% (144)</b>	14.1% (27)	9.4% (18)	1.0% (2)	191
e. Overall Attitude	<b>73.8% (141)</b>	15.7% (30)	8.9% (17)	1.6% (3)	191
f. Neatness of Appearance	<b>82.1% (156)</b>	12.6% (24)	2.1% (4)	3.2% (6)	190
					<b>answered question</b>
					<b>192</b>
					<b>skipped question</b>
					<b>7</b>

**4. Your street name? (optional)**



Response
----------

		Count
		104
<b>answered question</b>		<b>104</b>
<b>skipped question</b>		<b>95</b>


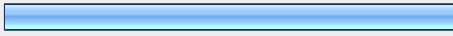
**5. For each question below, please check the box which best reflects your neighborhood concerns.**

	Likely	Somewhat Likely	Not Likely	No Opinion	Response Count
a. Drugs are easy to obtain	17.3% (33)	18.8% (36)	<b>49.2% (94)</b>	14.7% (28)	191
b. Teenagers/minors are involved with alcohol	20.5% (39)	29.5% (56)	<b>37.9% (72)</b>	12.1% (23)	190
c. Acts of Vandalism	14.2% (27)	32.1% (61)	<b>45.3% (86)</b>	8.4% (16)	190
d. Burglary/Thefts	21.8% (42)	35.8% (69)	<b>37.8% (73)</b>	4.7% (9)	193
e. Speeding Motor Vehicles	<b>43.0% (83)</b>	30.1% (58)	23.3% (45)	3.6% (7)	193
f. Dogs barking and/or Running at Large	15.2% (29)	25.1% (48)	<b>53.9% (103)</b>	5.8% (11)	191
<b>answered question</b>					<b>194</b>
<b>skipped question</b>					<b>5</b>

**6. Would you like to know more about the Hudson Police Department's Neighborhood Crime Watch Program?**

	Response Percent	Response Count
Yes (If yes, call Support Services at 886-6011) 	23.3%	44
No 	76.7%	145
<b>answered question</b>		<b>189</b>
<b>skipped question</b>		<b>10</b>

**7. Would you be interested in attending a Citizens Police Academy?**

	Response Percent	Response Count
Yes (If yes, call Support Services at 886-6011) 	23.0%	44
No 	77.0%	147
<b>answered question</b>		<b>191</b>
<b>skipped question</b>		<b>8</b>

**8. Your suggestions are always appreciated. Please comment on anything you feel will help the Hudson Police Department serve you better, or if you wish to provide us information concerning suspicious/illegal activity which you have knowledge of and want to remain confidential.**

	Response Count
	44
<b>answered question</b>	<b>44</b>
<b>skipped question</b>	<b>155</b>

**9. Name? (optional)**

	Response Count
	32
<b>answered question</b>	<b>32</b>
<b>skipped question</b>	<b>167</b>

**10. Telephone Number? (optional)**

	Response Count
	26
<b>answered question</b>	<b>26</b>
<b>skipped question</b>	<b>173</b>